

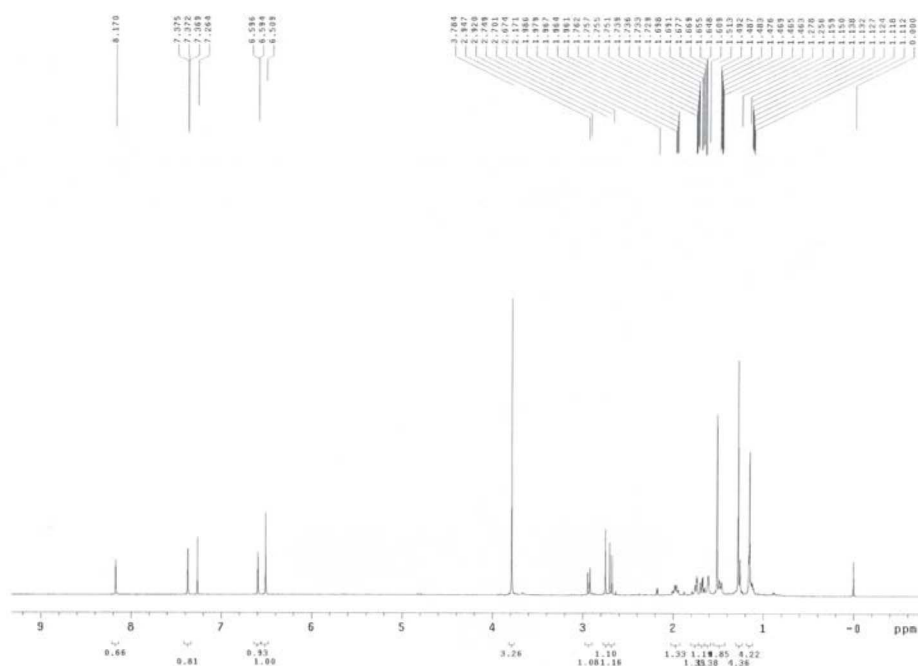
## Supporting Information

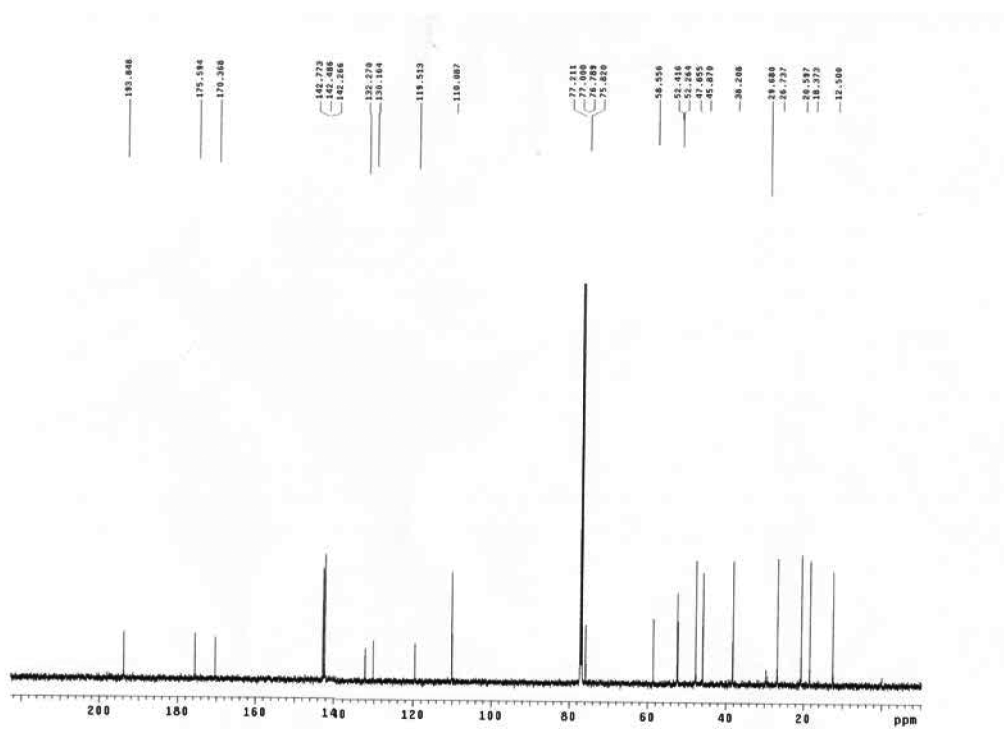
A New Halimane Diterpenoid from *Croton crassifolius*Zhan-Xin Zhang,<sup>\*</sup> Hui-Hong Li, Feng-Ming Qi,<sup>†</sup> Hui-Yan Xiong,<sup>‡</sup> Le-Le Dong, Gai-Xia Fan, and Dong-Qing Fei<sup>\*</sup>

School of Pharmacy, Lanzhou University, Lanzhou 730000, China. \*E-mail: zhangzhx@lzu.edu.cn, feidq@lzu.edu.cn

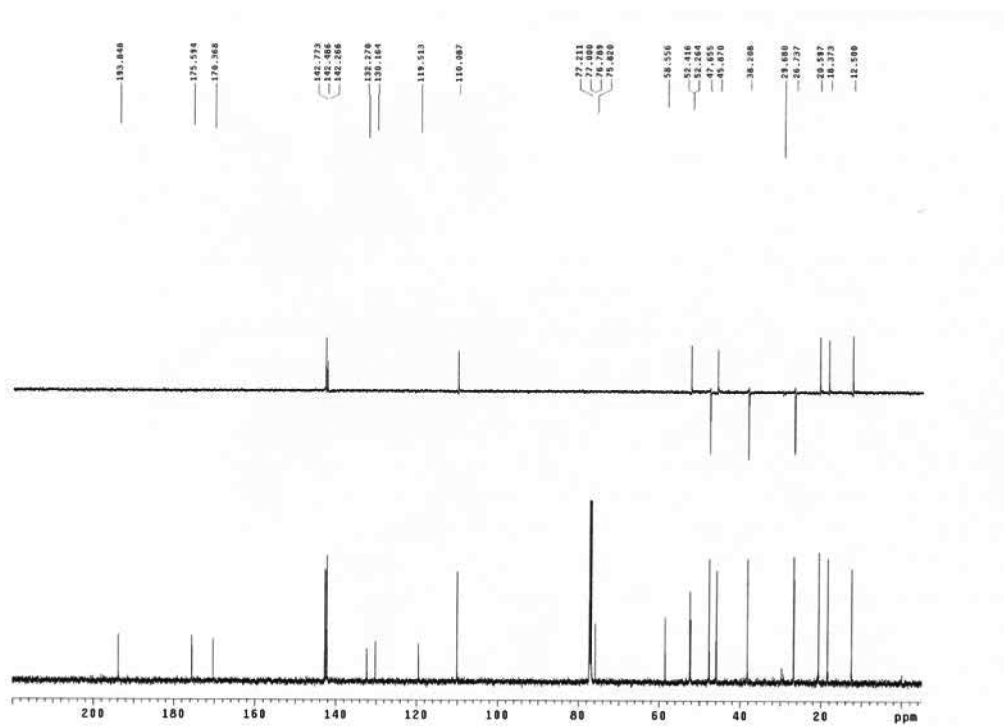
<sup>†</sup>State Key Laboratory of Applied Organic Chemistry, College of Chemistry and Chemical Engineering, Lanzhou University, Lanzhou 730000, China<sup>‡</sup>Agriculture and Animal Husbandry College, Qinghai University, Xining 810016, China

Received December 9, 2013, Accepted January 13, 2014

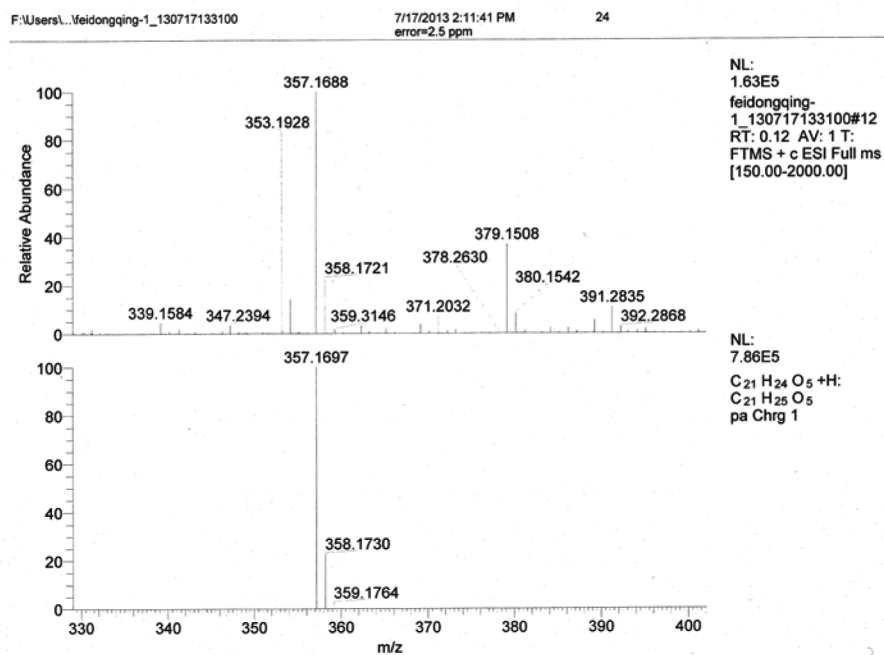




**Figure S2.**  $^{13}\text{C}$ -NMR (150 MHz,  $\text{CDCl}_3$ ) spectrum of crassifoliusin A (**1**)



**Figure S3.**  $^{13}\text{C}$ -NMR and DEPT (150 MHz,  $\text{CDCl}_3$ ) spectrum of crassifoliusin A (**1**)



**Figure S4.** HR-ESI-MS spectrum of crassifoliusin A (**1**)