

## Supporting Information

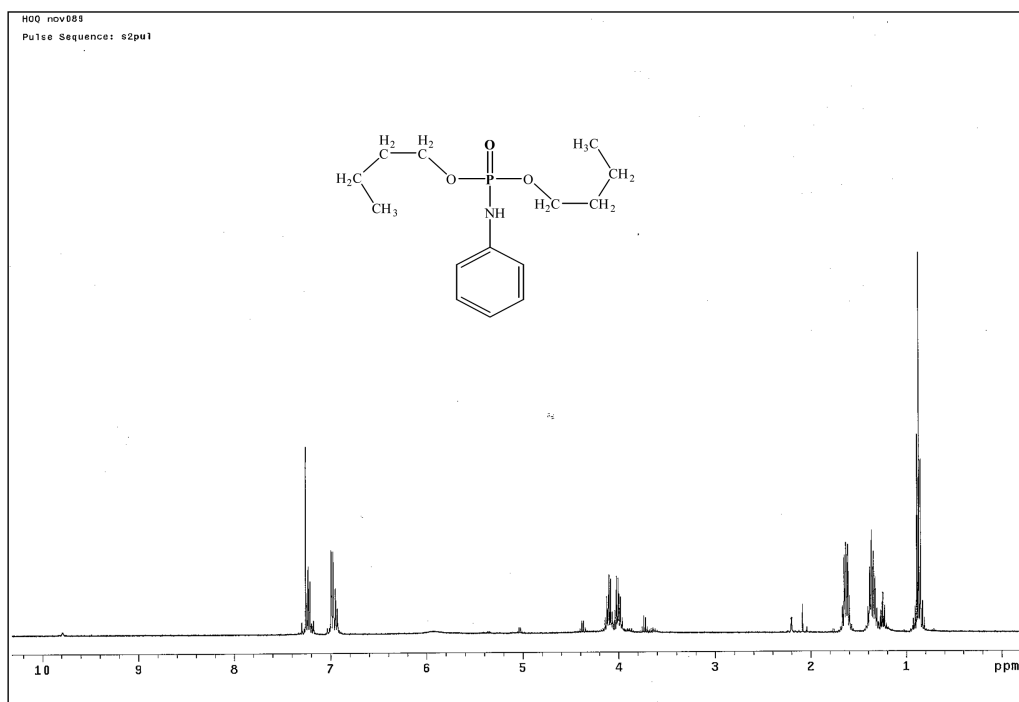
### Kinetics and Mechanism of the Anilinolysis of Dibutyl Chlorophosphate in Acetonitrile

Md. Ehtesham Ul Hoque and Hai Whang Lee\*

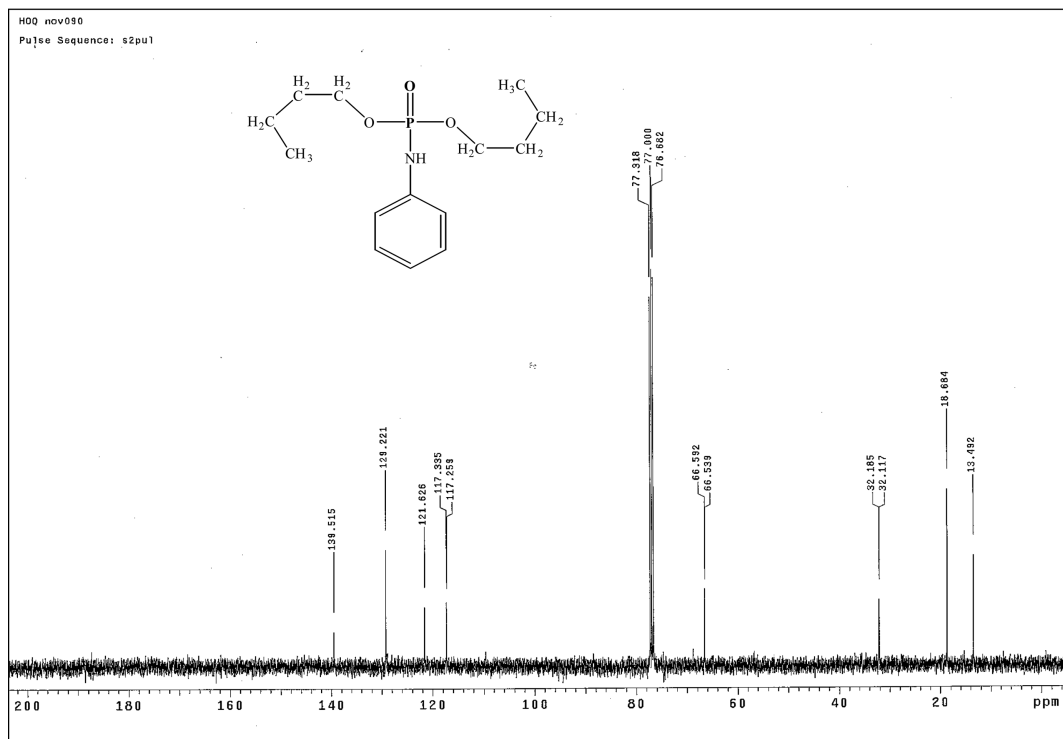
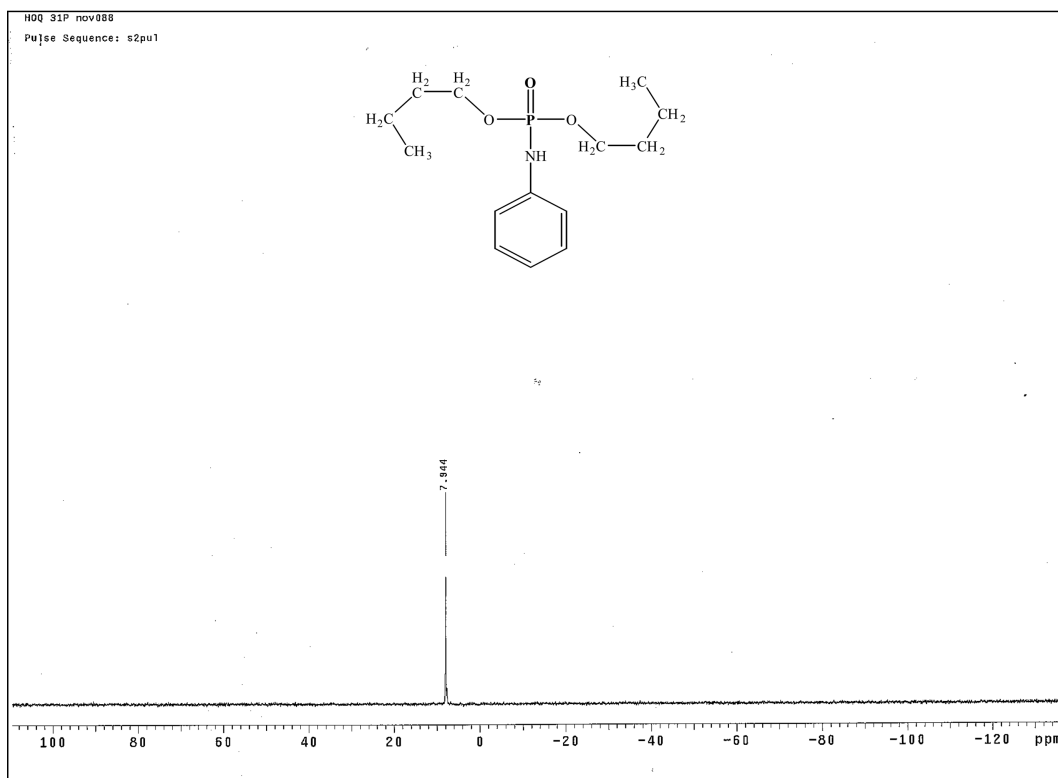
Department of Chemistry, Inha University, Incheon 402-751, Korea. \*E-mail: [hwlee@inha.ac.kr](mailto:hwlee@inha.ac.kr)

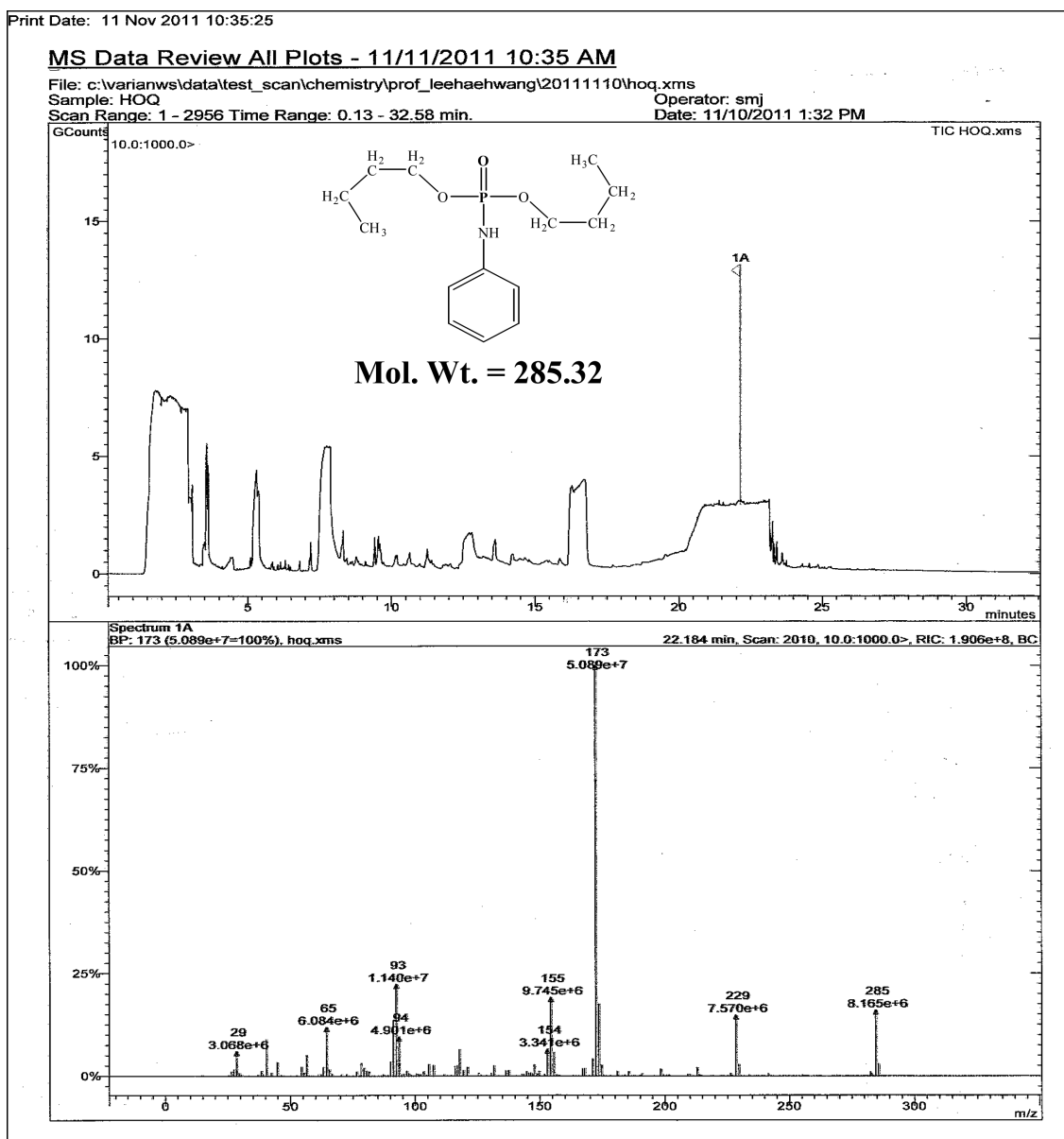
Received November 14, 2011, Accepted December 2, 2011

**Product : (BuO)<sub>2</sub>P(=O)NHC<sub>6</sub>H<sub>5</sub>**



**Figure S1.** The <sup>1</sup>H-NMR spectrum of (BuO)<sub>2</sub>P(=O)NHC<sub>6</sub>H<sub>5</sub>.

**Product : (BuO)<sub>2</sub>P(=O)NHC<sub>6</sub>H<sub>5</sub>****Figure S2.** The <sup>13</sup>C-NMR spectrum of (BuO)<sub>2</sub>P(=O)NHC<sub>6</sub>H<sub>5</sub>.**Product : (BuO)<sub>2</sub>P(=O)NHC<sub>6</sub>H<sub>5</sub>****Figure S3.** The <sup>31</sup>P-NMR spectrum of (BuO)<sub>2</sub>P(=O)NHC<sub>6</sub>H<sub>5</sub>.

**Product :  $(\text{BuO})_2\text{P}(=\text{O})\text{NHC}_6\text{H}_5$** **Figure S4.** The GC-MS spectrum of  $(\text{BuO})_2\text{P}(=\text{O})\text{NHC}_6\text{H}_5$ .